

# Getting Onboard - Sign Up

This section guides you through signing up for Bsharp Converse across different platforms.

- [What are the ways to sign up for Bsharp Converse?](#)
- [How do you signup with email?](#)
- [How do you sign up with Google?](#)
- [How do you sign-up with Microsoft?](#)
- [How do you sign-up from within Google chat?](#)

# What are the ways to sign up for Bsharp Converse?

Bsharp Converse, powered by AI, assists you in querying your company's knowledge base, recognizing teammates, sharing feedback, conducting polls, and receiving reminders for birthdays, anniversaries, and social occasions.

**Users can sign up for Bsharp Converse via email, Google, Microsoft, or through Google Chat.**

1. You can sign up for Bsharp Converse using your email ID. Enter your email ID and set up your password, then select sign up.

Mail ID  
admin@bsharp.in


Password 

☒ Remember Me

[Forgot Password](#)


2. You can also sign up for Bsharp Converse using your Google account, click sign up with Google, choose the account you wish to use, set up your password, and click "Sign up.

GET STARTED

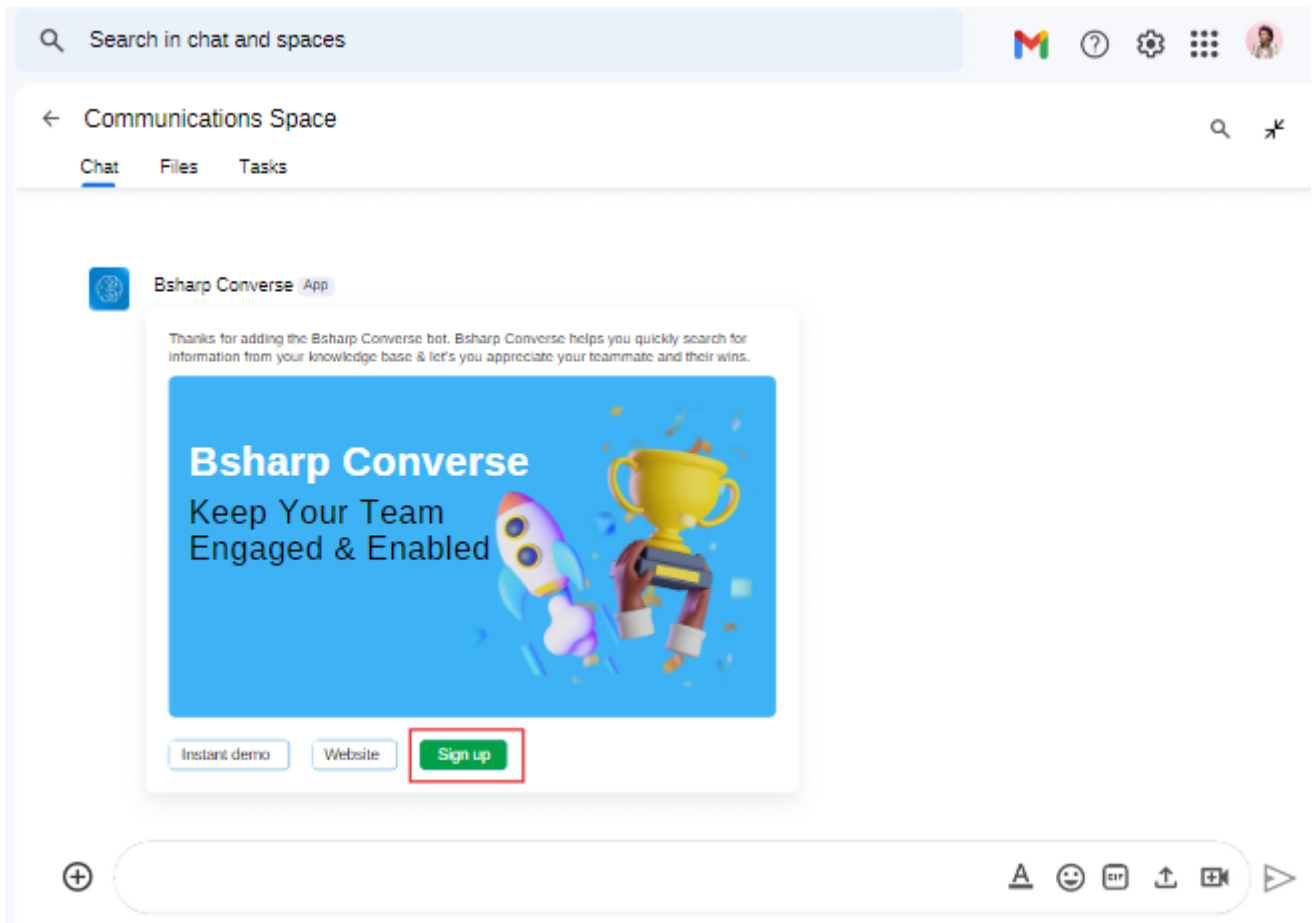
 SIGNUP WITH GOOGLE

3. You will also have the option to sign up with Microsoft, where you can simple select your preferred Microsoft account from the pop up and setup your password.

Get Started

 Sign up with Microsoft

4. Finally, to sign up within Google Chat, install the Bsharp Converse bot from the Google Workspace Marketplace, and use the provided sign up option to complete your signup process.



5. Enter the required information and signup.

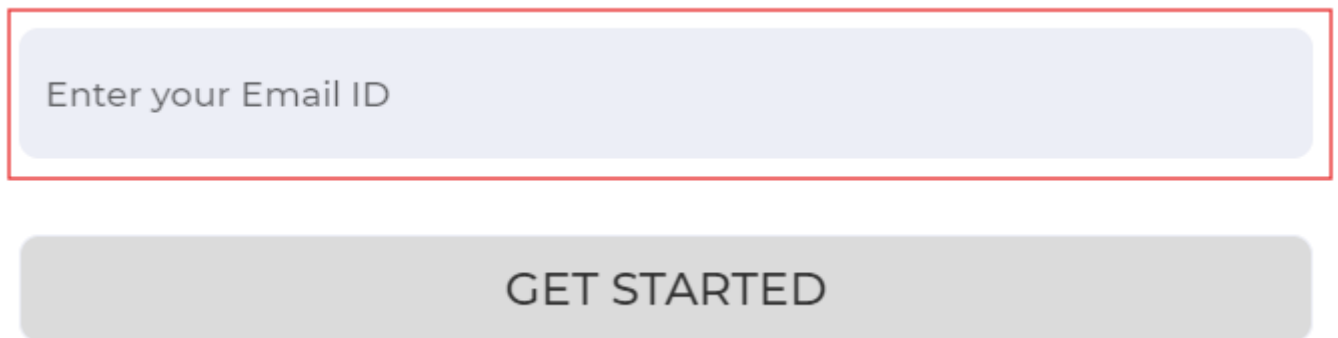
**These are the various ways you can sign up to Bsharp Converse**

# How do you signup with email?

You have the option to create a Bsharp Converse account using your email address for signup, ensuring convenience and accessibility.

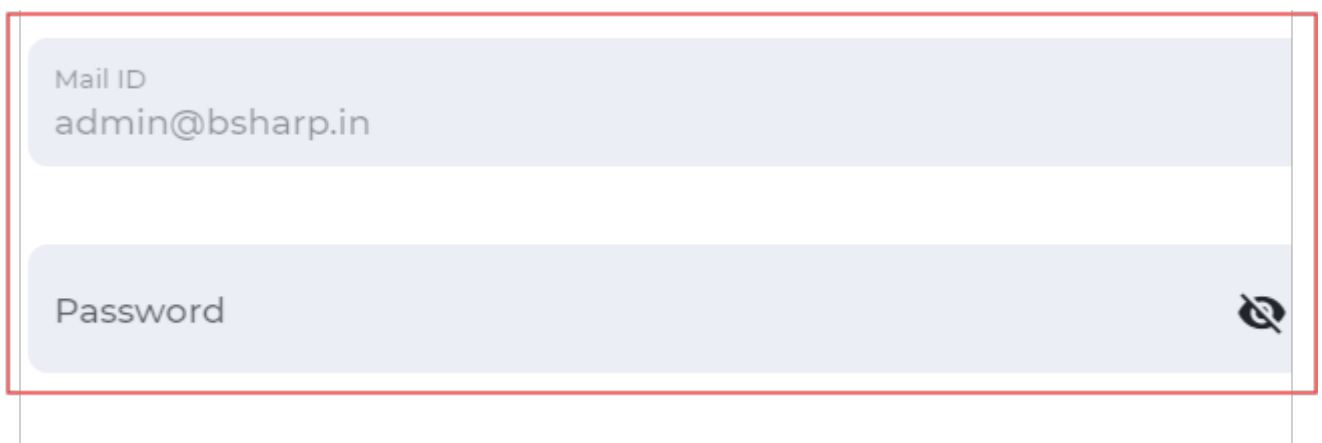
## To sign up via email,

1. Head over to [Bsharp Converse](#), click on sign up. enter your email ID, and then click get started.



A screenshot of a web form for email signup. It features a light blue input field with the placeholder text "Enter your Email ID". Below this field is a grey button with the text "GET STARTED" in white capital letters. The entire form is enclosed in a red rectangular border.

2. Set up your password.



A screenshot of a web form for setting up a password. It contains two light blue input fields. The top field is labeled "Mail ID" and contains the text "admin@bsharp.in". The bottom field is labeled "Password" and has a small icon of a crossed-out eye on the right side, indicating a password toggle. The form is enclosed in a red rectangular border.

3. Enter the necessary information and sign up.

**Thus you will be signed up to Bsharp Converse.**

# How do you sign up with Google?

You can easily sign up for Bsharp Converse using your Google account, making it convenient and accessible. It's a straightforward process to get started.

To signup via Google,

1. Head over to [Bsharp Converse](#). Select Sign up with Google..

Create an account on Bsharp Celebrate

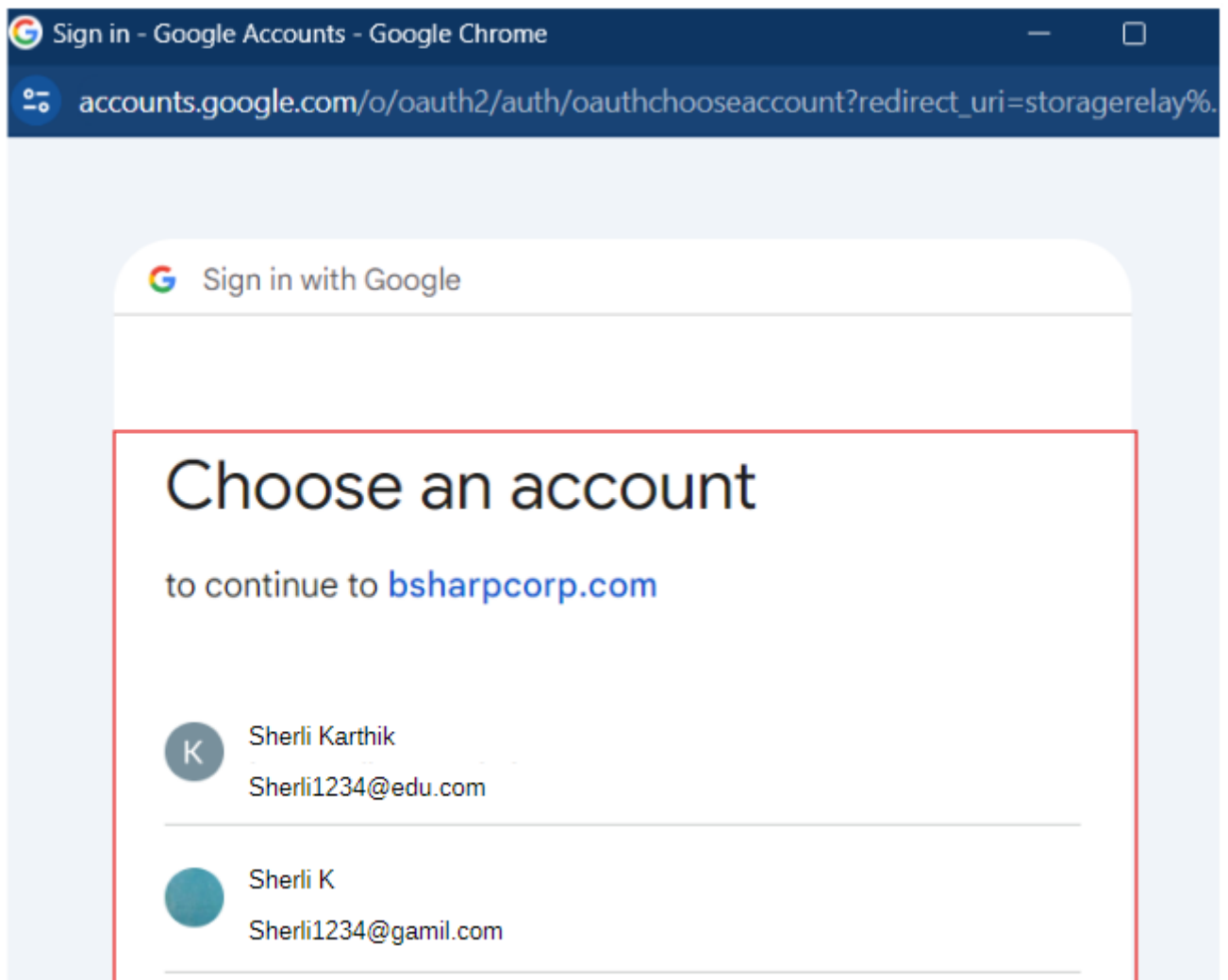
Enter your Email ID

GET STARTED



SIGNUP WITH GOOGLE

2. After selecting "Sign up with Google," a pop-up will appear where you can choose the Google account you wish to use for signing up.



3. Enter the necessary information and sign up.

**Thus you will be signed up to Bsharp Converse.**


# How do you sign-up with Microsoft?

You can easily sign up for Bsharp Converse using your Microsoft account, making it convenient and accessible. It's a straightforward process to get started.

To signup via Google,

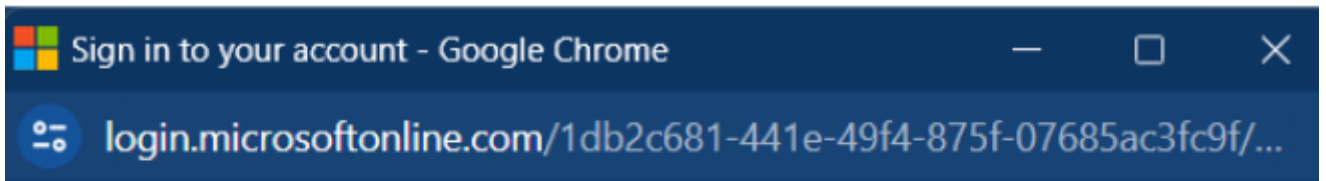
1. Head over to [Bsharp Converse](#) and choose "Sign up with Microsoft."

Get Started

 Sign up with Microsoft

2. After selecting "Sign up with Microsoft," a pop-up will appear where you can choose your microsoft account you wish to use for signing up. Setup your password.





## Pick an account



Fathima  
Fathima@vdu1.onmicrosoft.com  
Signed in



Use another account

3. Enter the necessary information and sign up.

**Thus you will be signed up to Bsharp Converse.**

# How do you sign-up from within Google chat?

The Bsharp Converse bot posts activities like wishes, daily thoughts, and notifications in your Google Chat space. You can also award badges, conduct polls, and give feedback to teammates directly from Google Chat.

## To signup within Google Chat,

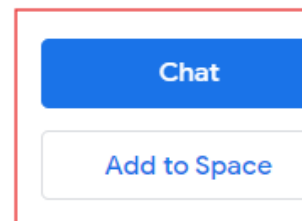
1. Head over to Google Chat and in Googlechat Workspace Marketplace install Bsharp Converse bot. The bot can be added to either personal chat or space.



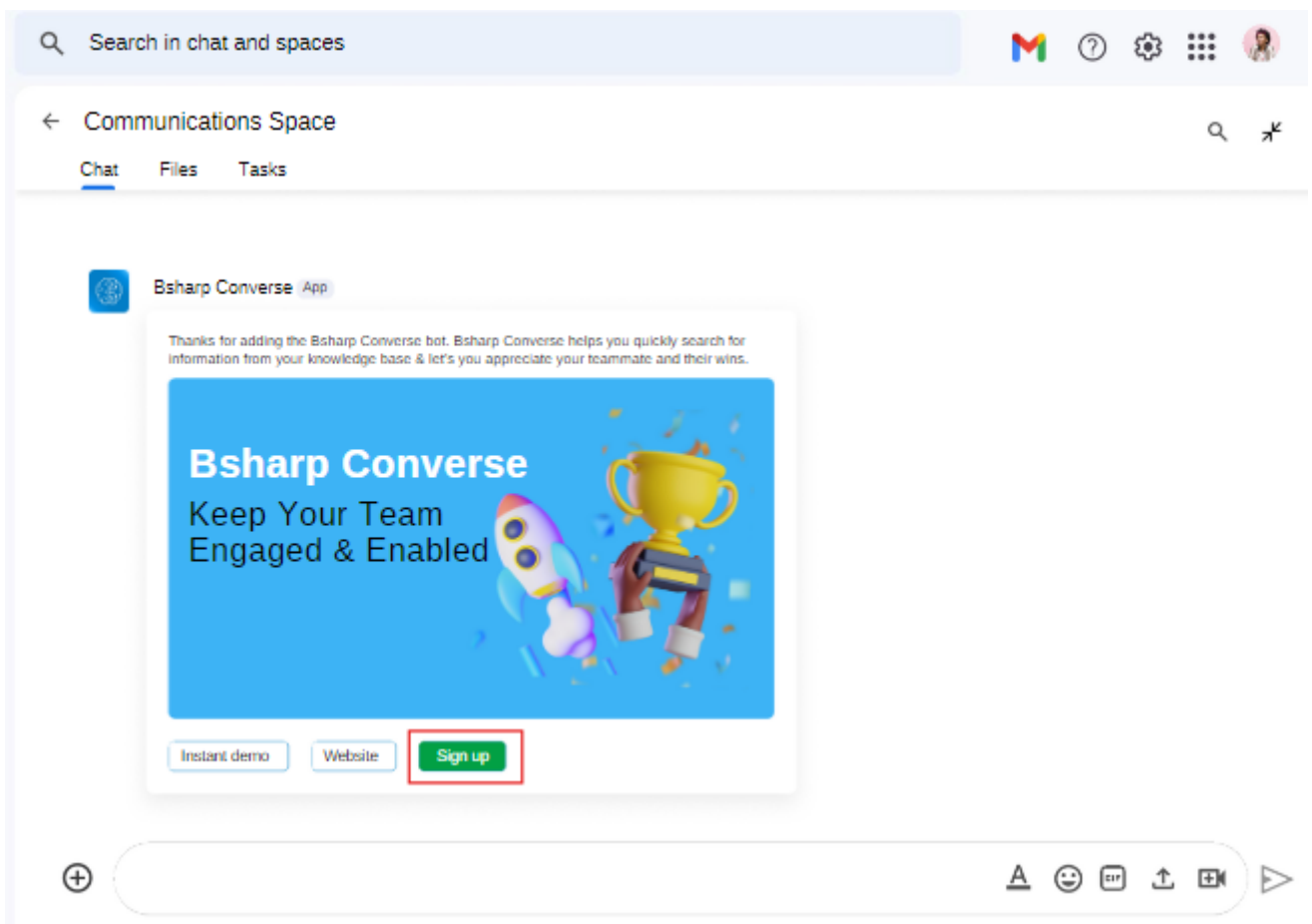
## Bsharp Converse

Bsharp Converse: Your AI Engine For Productivity And Recognition – Google Chat™.

By: [Bsharp](#) 



2. When users install the bot, they will receive a card in their Google Chat. Click on sign up in the card.

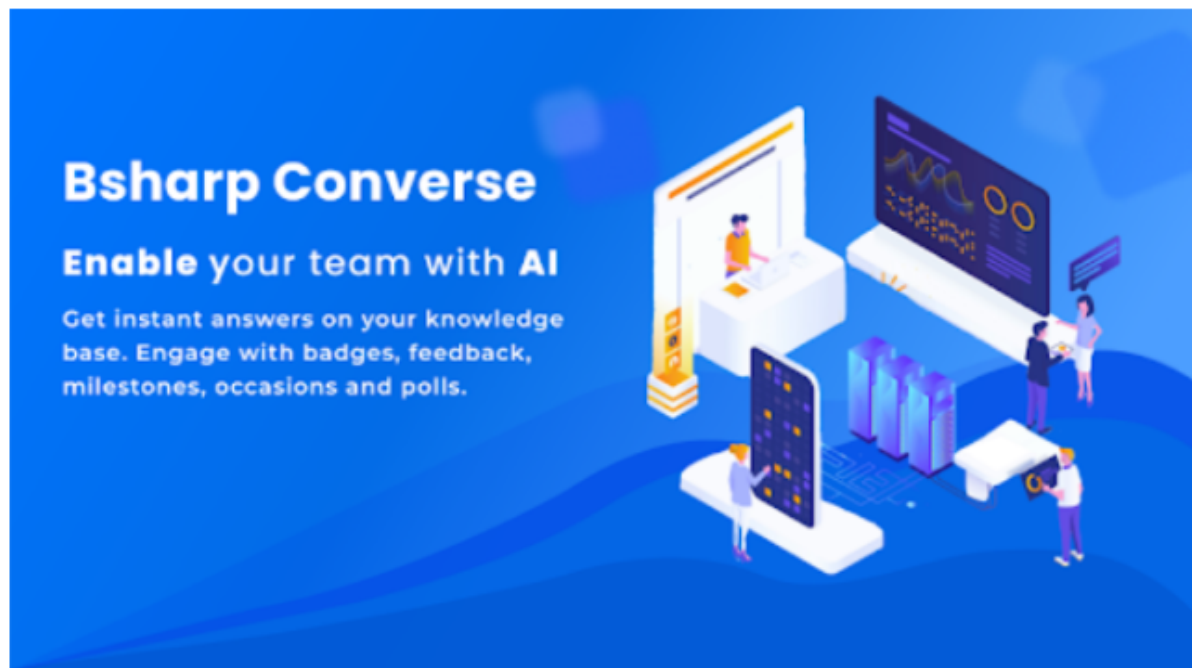


3. Enter the required information and signup.



## Bsharp Converse App

Hooray! Thanks for adding Converse Bot @Kavya Rajkumar. Bsharp Converse helps you get instant answers, appreciate your teammates, their wins, and their milestones.



[Go to Bsharp Converse](#)

[Instant Demo](#)

[Add your team](#)

Thus you will be signed up to Bsharp Converse.