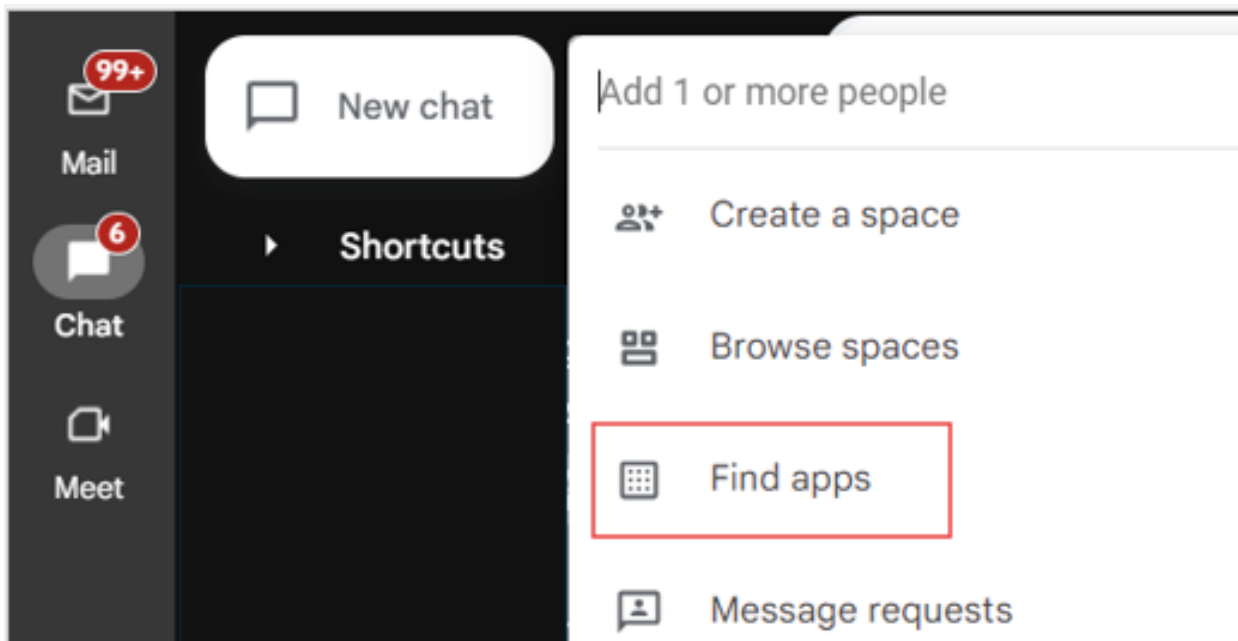


How do you add the Bsharp Converse bot to your Google Chat?

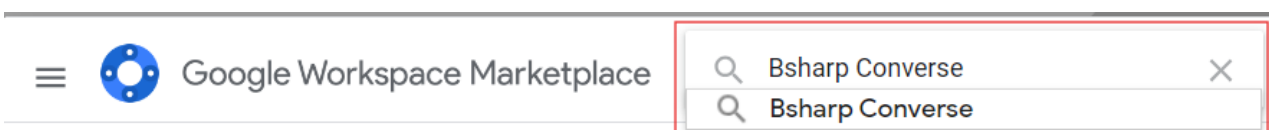
The Bsharp Converse bot helps you ask questions, recognize teammates, share feedback, conduct polls, and receive reminders for birthdays, anniversaries, and events in Google Chat.

To add the Bsharp Converse bot,

1. Head over to Google Chat. select find apps in the new Chat section, and you will be redirected to the Google Workspace Marketplace.



2. In the Google Workspace Marketplace, search for Bsharp Converse using the search bar.



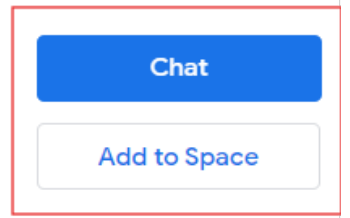
3. Select the Bsharp Converse bot. The bot can be added to either personal chat or space.



Bsharp Converse

Bsharp Converse: Your AI Engine For Productivity And Recognition – Google Chat™.

By: [Bsharp](#) 



Once added, a welcome card will be sent in Google Chat.

The Bsharp Converse bot will be added into your Google Chat.

Revision #15

Created 23 June 2024 15:35:56 by Kavya Rajkumar

Updated 11 September 2024 12:22:58 by Kavya Rajkumar