

What are the ways to sign up for Bsharp Converse?

Bsharp Converse, powered by AI, assists you in querying your company's knowledge base, recognizing teammates, sharing feedback, conducting polls, and receiving reminders for birthdays, anniversaries, and social occasions.

Users can sign up for Bsharp Converse via email, Google, Microsoft, or through Google Chat.

1. You can sign up for Bsharp Converse using your email ID. Enter your email ID and set up your password, then select sign up.



Mail ID
admin@bsharp.in

Password 


Remember Me

[Forgot Password](#)

2. You can also sign up for Bsharp Converse using your Google account, click sign up with Google, choose the account you wish to use, set up your password, and click "Sign up.

Enter your Email ID


GET STARTED

 SIGNUP WITH GOOGLE

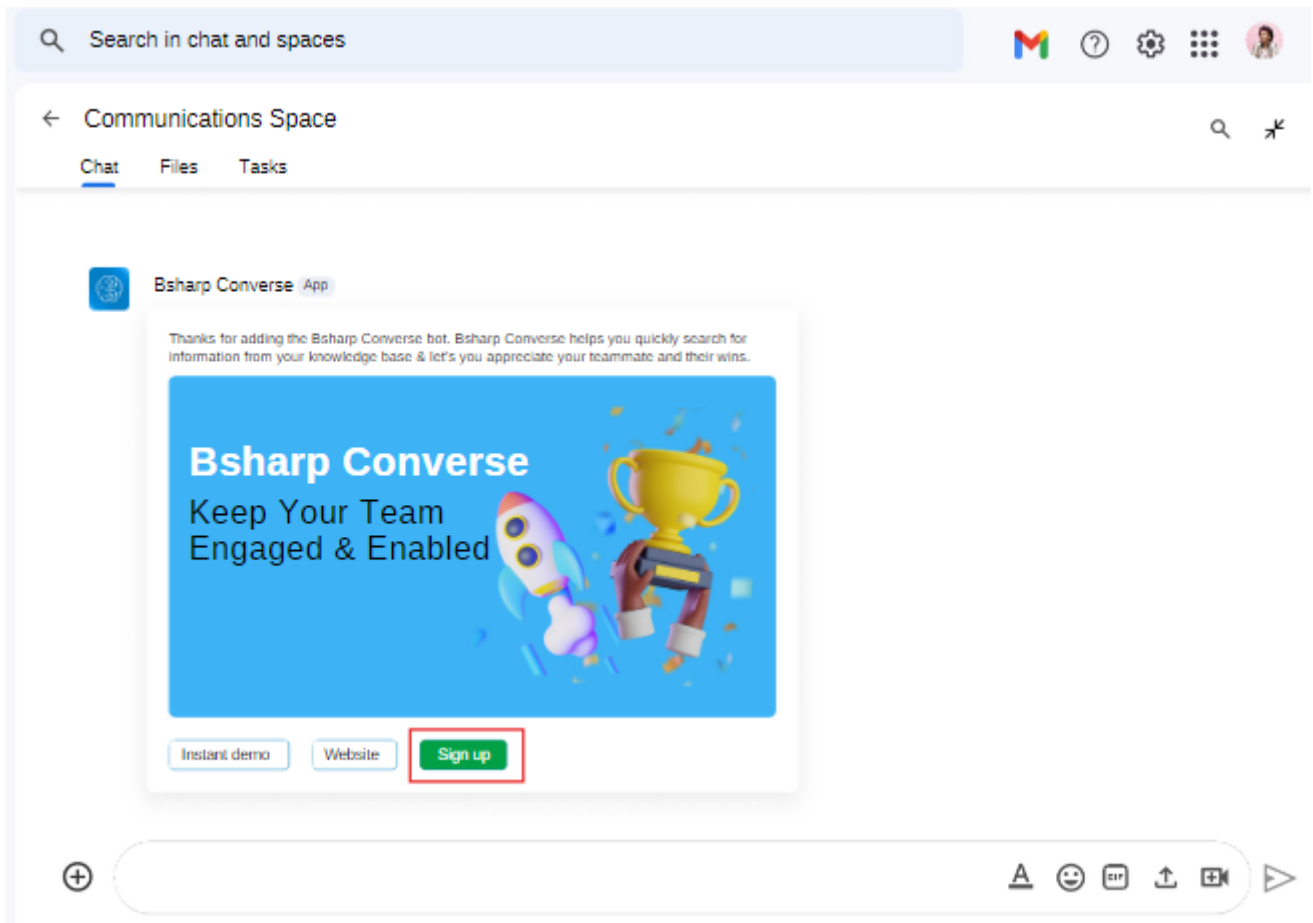
3. You will also have the option to sign up with Microsoft, where you can simple select your preferred Microsoft account from the pop up and setup your password.

Enter your Email ID

Get Started

 Sign up with Microsoft

4. Finally, to sign up within Google Chat, install the Bsharp Converse bot from the Google Workspace Marketplace, and use the provided sign up option to complete your signup process.



5. Enter the required information and signup.

These are the various ways you can sign up to Bsharp Converse

Revision #20

Created 23 June 2024 15:31:09 by Kavya Rajkumar

Updated 11 September 2024 12:22:58 by Kavya Rajkumar